

Assurex Global Stats

Facts & Figures - 2019 Data

Revenue:
\$3 billion

Premium Volume:
\$30 billion

Employees:
20,726

Offices:
629

Number of
Partners:
106

*Current number of Partners:
106 (as of May 2020)*



Revenue

Total by Region

World's Largest Insurance Brokers

Leading U.S. Commercial Retail Brokers

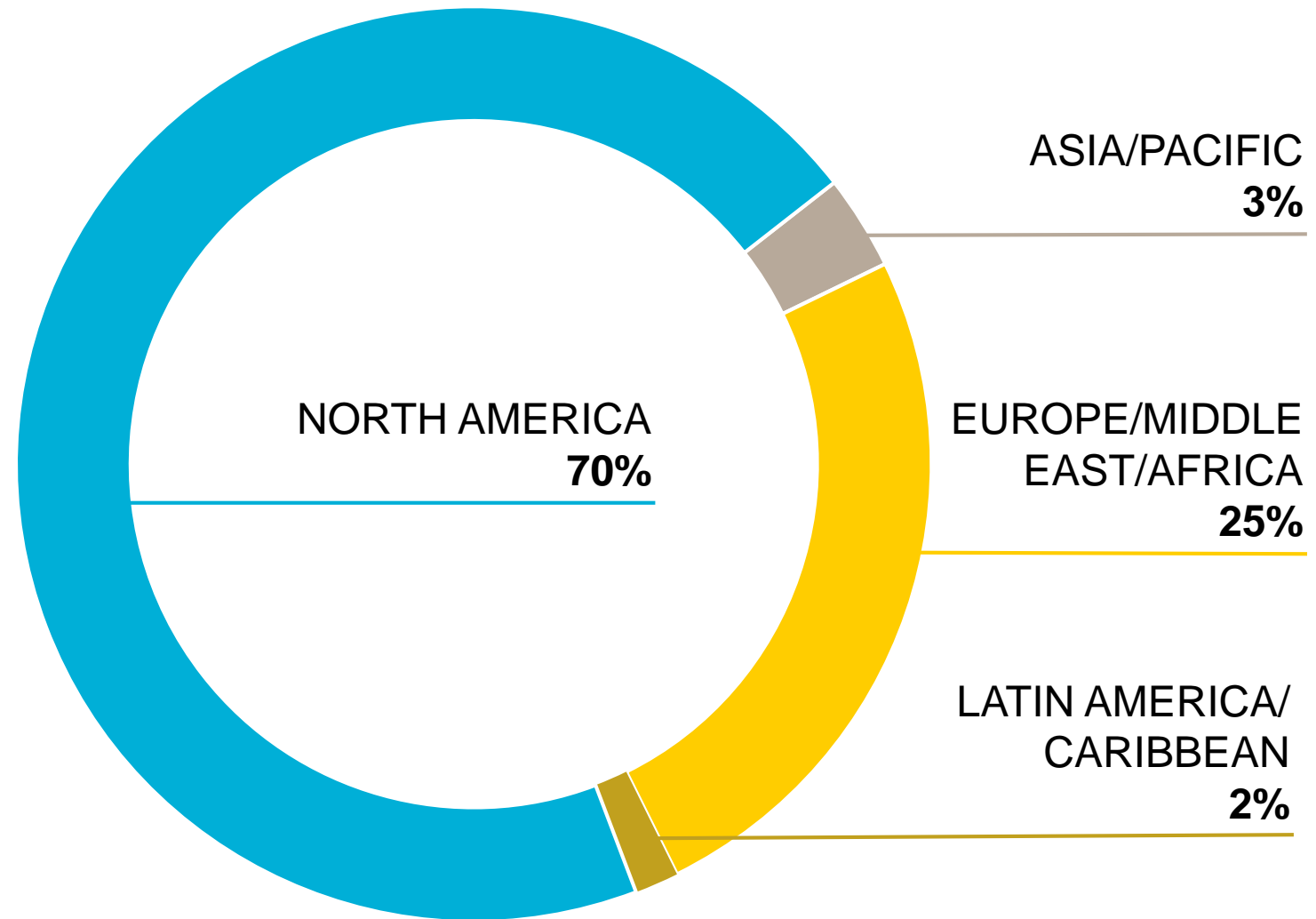
Largest Benefits Brokers

Largest Privately Owner Brokers

Total:

\$3B

**2019
Revenue**



World's Largest Insurance Brokers: No. 5

Ranked by 2019 Brokerage Revenue

1 Marsh & McLennan Cos.
840 offices / \$16.8B

2 Aon
500 offices / \$10.9B

3 Willis Towers Watson
400 offices / \$8.9B

4 A.J. Gallagher
880 offices / \$5.7B

5 Assurex Global
629 offices / \$3B

6 Hub International
494 offices / \$2.3B

7 Brown & Brown
314 offices / \$2.3B

8 Truist Insurance
123 offices / \$2.2B

9 Lockton Cos.
100 offices / \$1.8B

10 USI Insurance Services
182 offices / \$1.8B

Figures provided by Business Insurance, July 2020. Assurex Global figures provided by Assurex Global.

Largest Privately Owned Brokers*: No. 1

Ranked by 2019 Brokerage Revenue

1 Assurex Global \$3B	5 Acrisure \$1.8B	9 Edgewood Partners \$744M
2 Hub International \$2.3B	6 Alliant Insurance Services \$1.5B	10 BroadStreet Partners \$743M
3 Lockton \$1.8B	7 NFP Corp. \$1.4B	
4 USI Insurance Services \$1.8B	8 AssuredPartners Inc. \$1.4B	

Figures provided by Business Insurance, July 2020. Assurex Global figures provided by Assurex Global.

**Companies that derive more than 49% of revenue from personal lines are not ranked.*

Leading U.S. Commercial Retail Brokers: No. 4

*Ranked by 2019 Commercial Retail Brokerage Revenue from U.S. Offices**

1 Marsh & McLennan Cos.
\$4.1B

2 Aon
\$2.1B

3 Arthur J. Gallagher
\$1.5B

4 Assurex Global
\$1.2B

5 Alliant Insurance Services
\$1.1B

6 Willis Towers Watson
\$1.1B

7 Acrisure
\$973M

8 USI Insurance
\$933M

9 Hub International
\$911M

10 Lockton
\$827M

Figures provided by Business Insurance, July 2020. Assurex Global figures provided by Assurex Global.

**Excludes revenue from placement of employee benefits.*

Largest Benefits Brokers: No. 5


Ranked by 2019 Global Benefits Revenue

1 Marsh & McLennan Cos.
\$5B

2 Willis Towers Watson
\$4.6B

3 Aon
\$3.5B

4 Arthur J. Gallagher
\$1.2B

 **5 Assurex Global**
\$864M

6 NFP Corp.
\$742M

7 USI Insurance Services
\$726M

8 Hub International
\$663M

9 Lockton
\$620M

10 Brown & Brown
\$453M

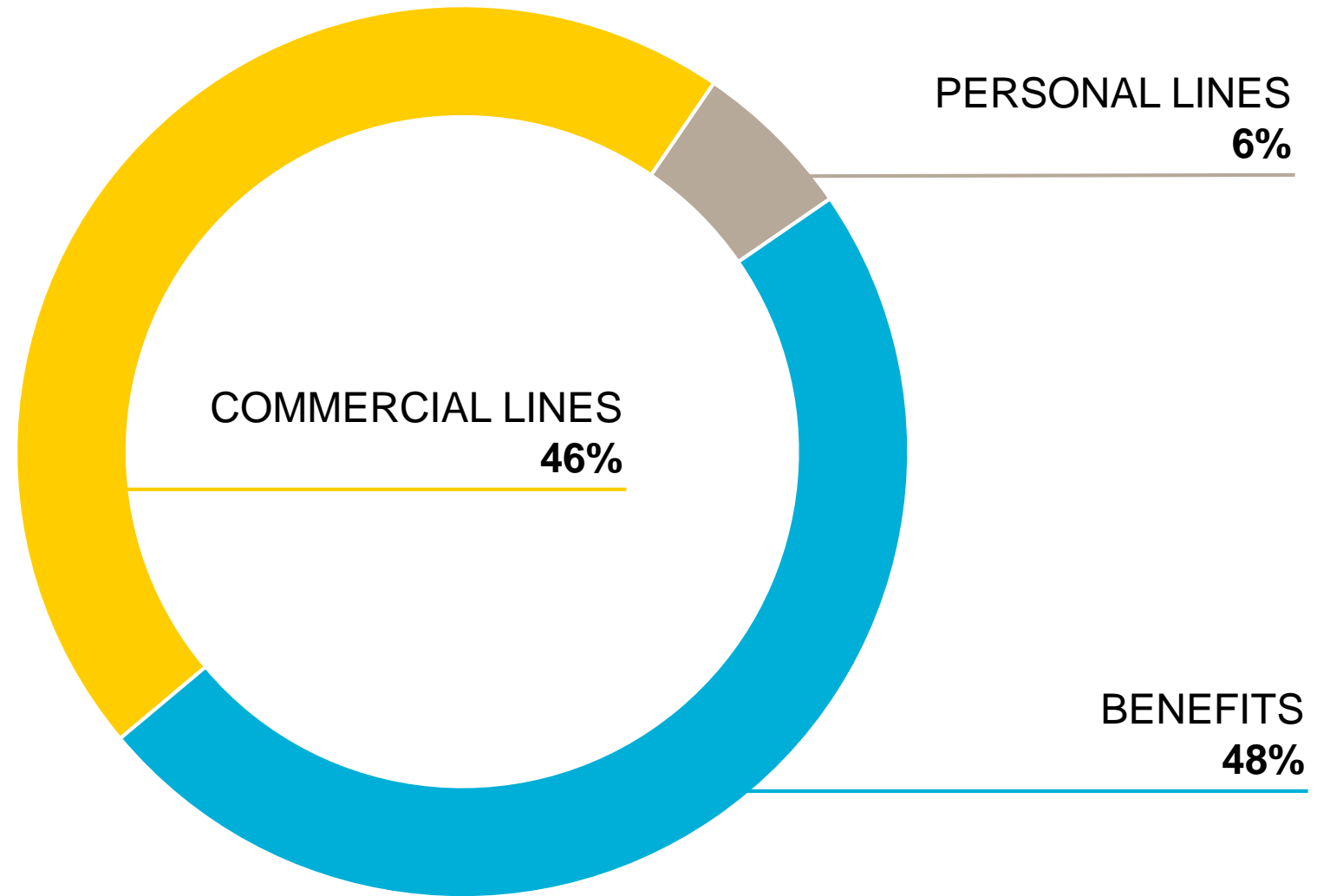
Figures provided by Business Insurance, July 2020. Assurex Global figures provided by Assurex Global.

Premium Volume

Total

By Region

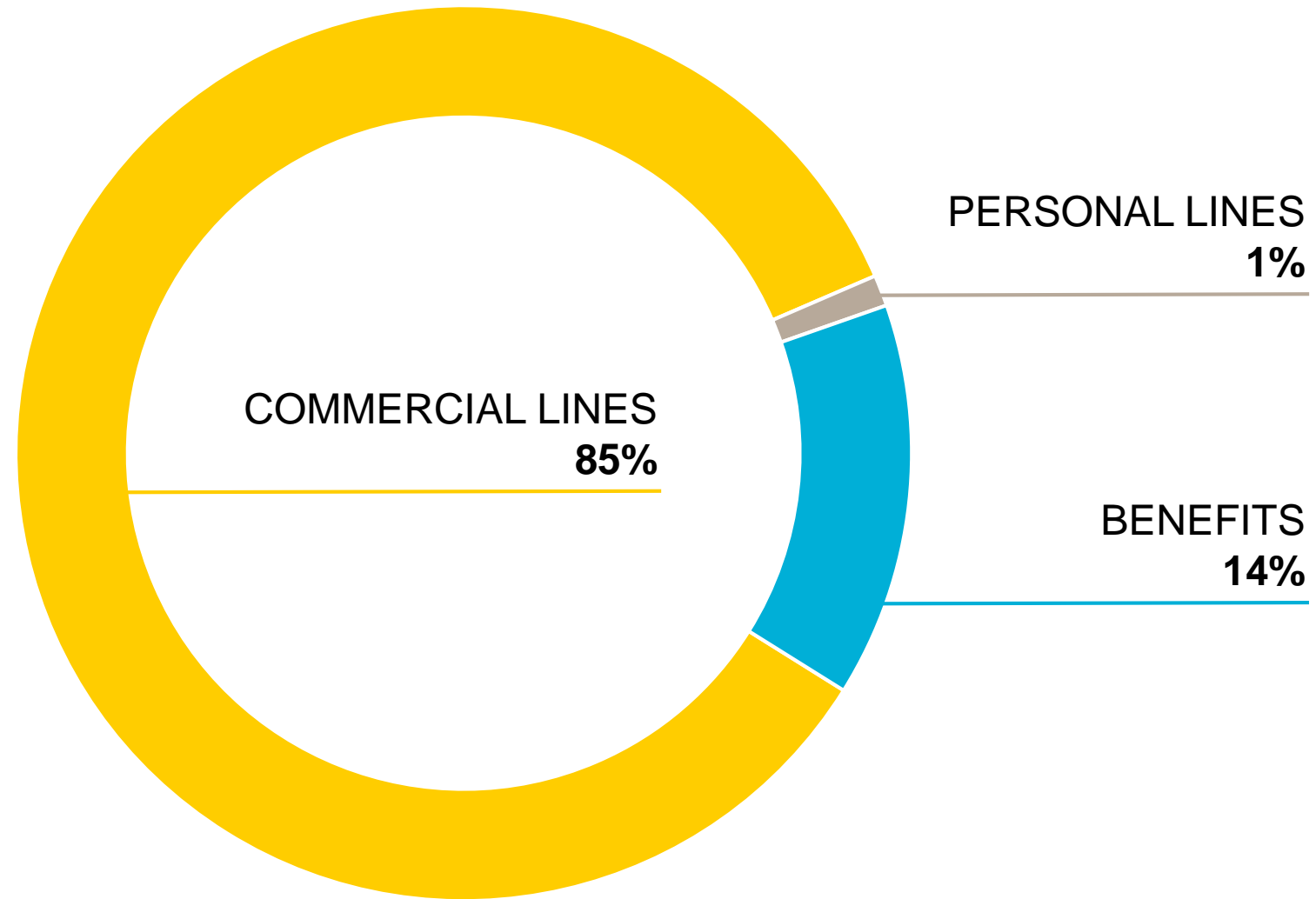
Total:
\$30B
2019
Premium
Volume



**Asia/
Pacific:**

\$680M

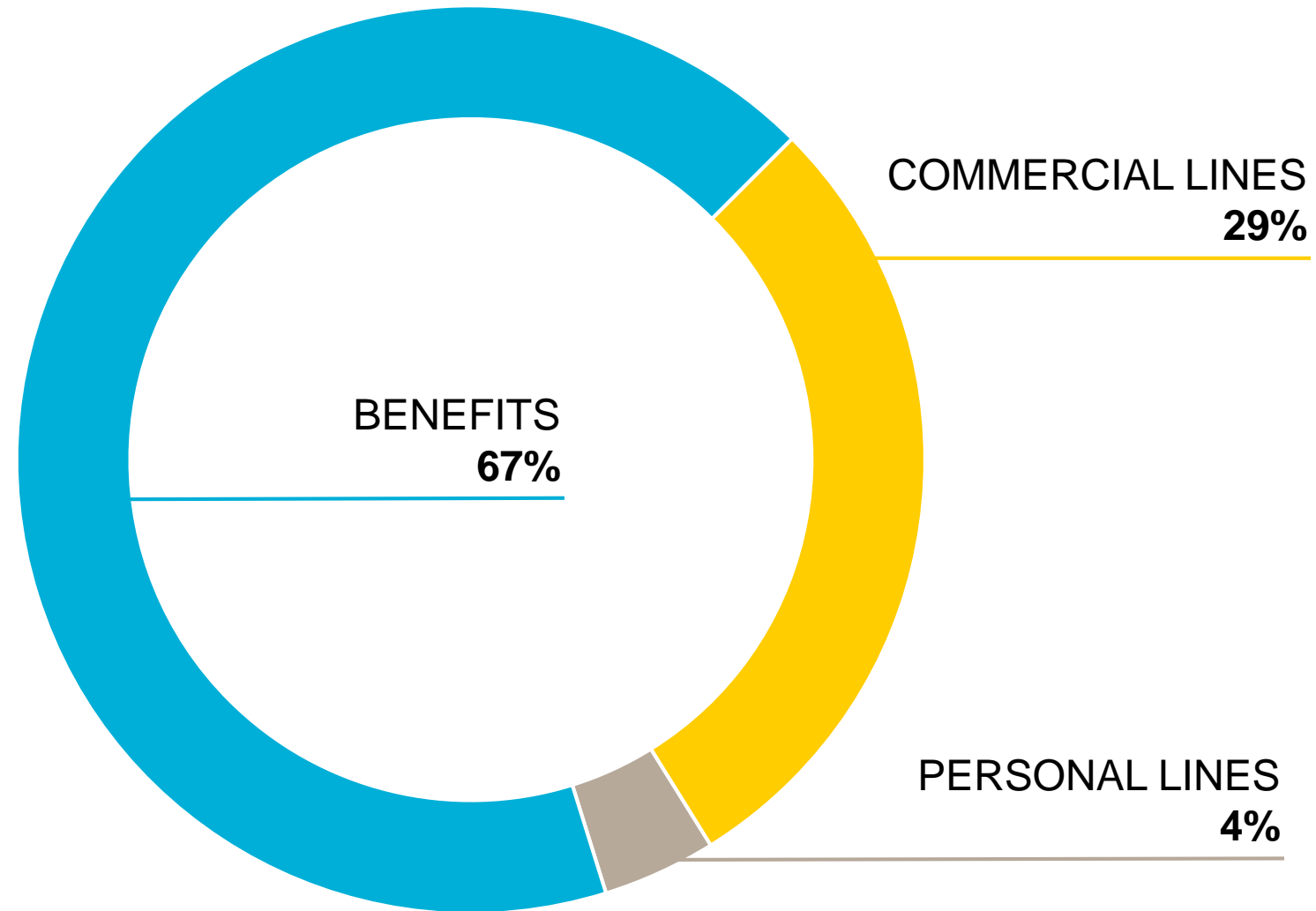
**2019
Premium
Volume**



Europe/ Middle East/ Africa:

\$8.3B

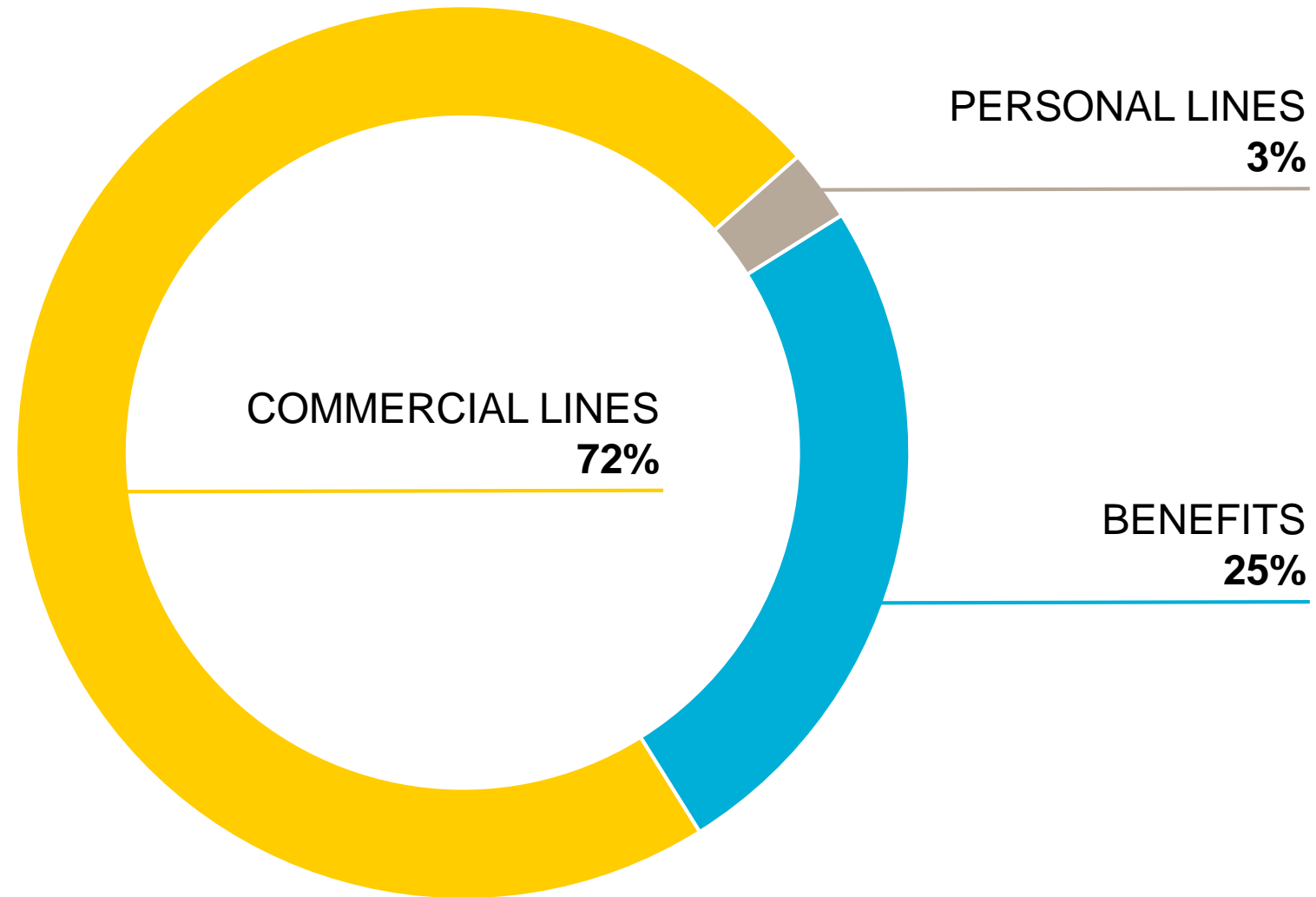
**2019
Premium
Volume**



Latin America/ Caribbean:

\$375M

**2019
Premium
Volume**



North America:

\$20B

**2019
Premium
Volume**

